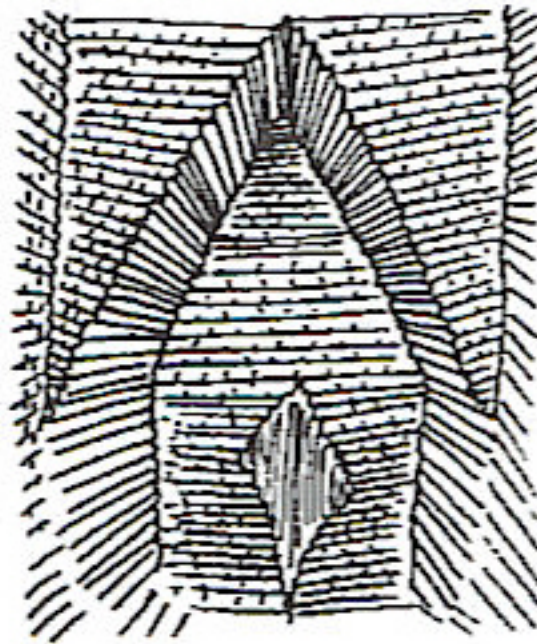


Notes About Sumerian Achievements

Directions: After you have examined the written and visual information for a Sumerian achievement, respond to the corresponding prompt.

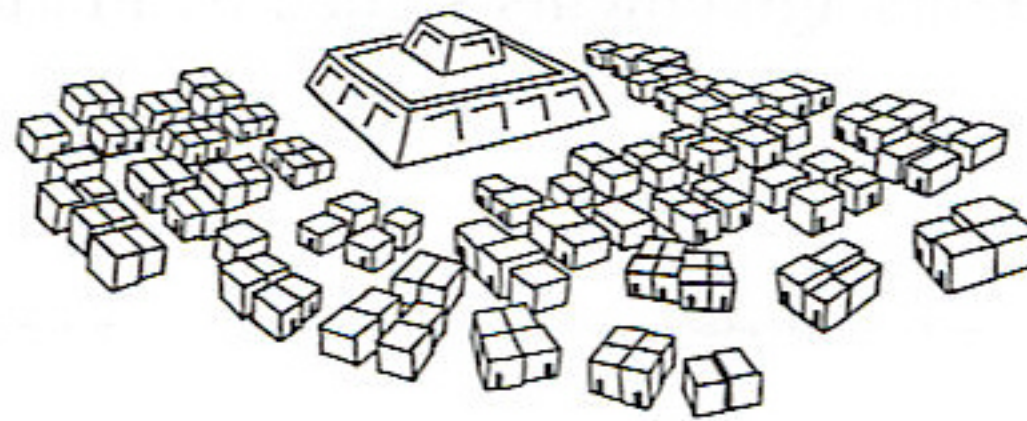
Arch

Shade in the Sumerian arch shown in the picture. Then, draw an example of a Sumerian structure containing a similar arch.



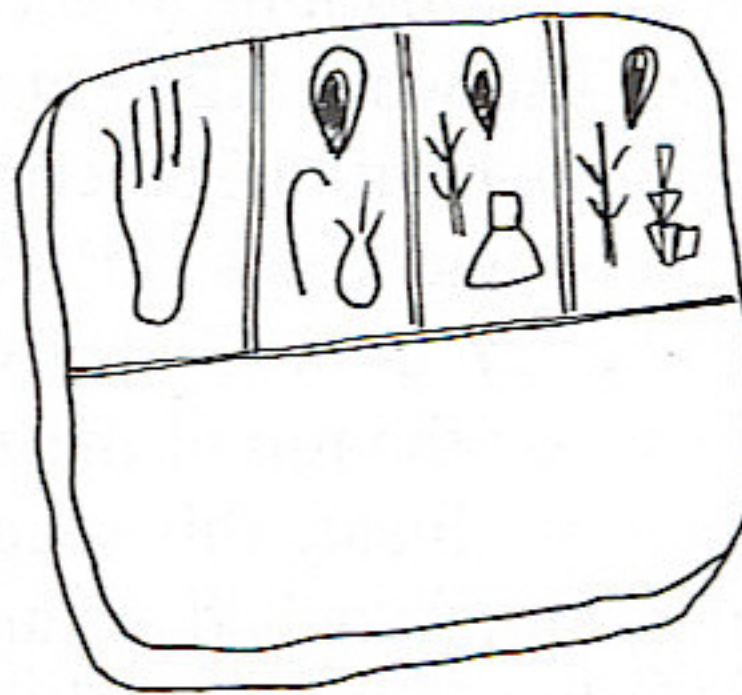
City-States/King

Draw the rest of the city-state, and label the parts that helped protect its residents from invaders. Then, to the right of your drawing, list three responsibilities that Sumerian kings had.



Cuneiform/Writing

In the blank section of the tablet, create your own pictographs to represent “water” and “snake.” Then, to the right of the tablet, explain what cuneiform is and why it was an important achievement.



Devotional Statues

On the block of stone in the picture, draw an example of a statue that a Sumerian artist would create. Then, above the artist’s head, add a voice bubble that explains why the artist is making the statue.




Games

Draw an example of a Sumerian game board in between the couple shown in the drawing. Then, above the couple's heads, write two voice bubbles that explain why they are playing the game.



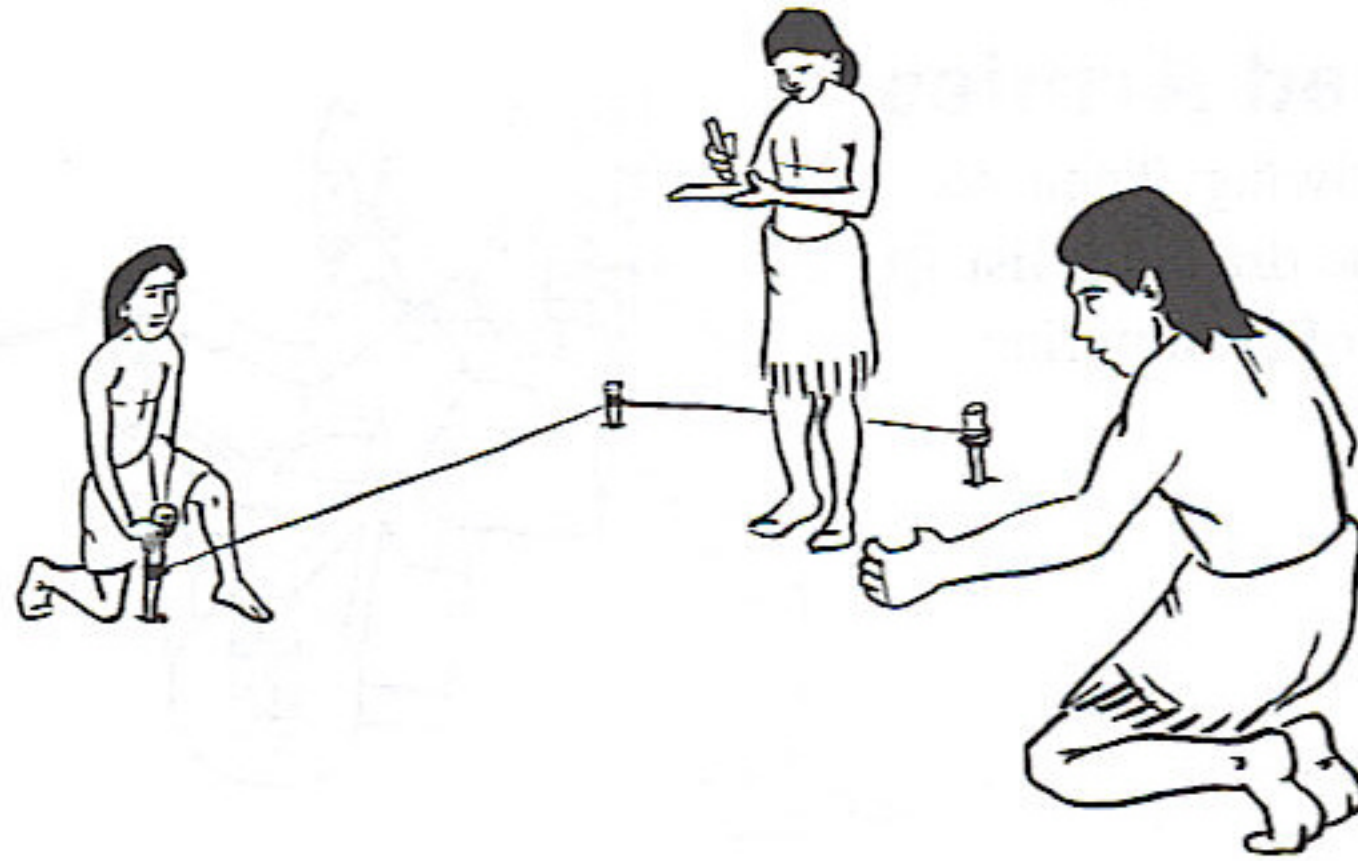
Irrigation

Finish this drawing so that the features of the Sumerian irrigation system—canals, fields, dams, reservoirs, and rivers—are clearly shown and labeled. Then, to the right of the drawing, list three crops produced by Sumerian farmers.



Mathematics

Finish this drawing of Sumerians measuring the surface area of a farmer's field. Then, add a voice bubble above one of their heads that explains why they are measuring the field.



Medicine

Finish this drawing to show an example of a healing or surgical technique used by Sumerian doctors. Then, add a voice bubble that describes the technique and explains why the doctor feels it will help the patient.



Metalworking

Finish this drawing of a metalworker pouring bronze into a cast. To the right of the drawing, draw and label five items created by Sumerian metalworkers.



Music

Finish this picture by drawing and labeling two examples of Sumerian musical instruments. Then, above the head of one of the musicians, add a voice bubble that describes the occasion for which the pair is playing.



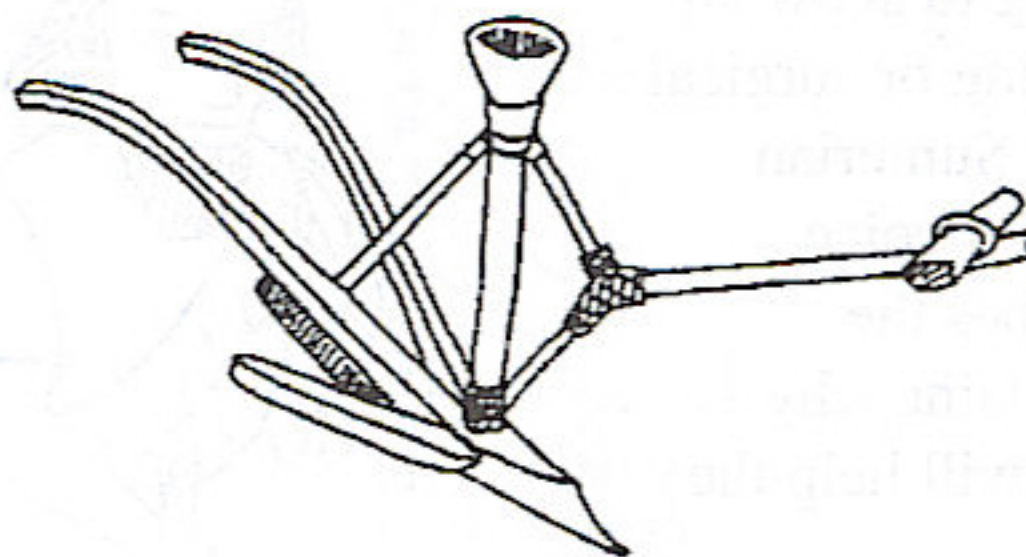
Organized Armies

Finish this drawing. Then, to the right of the drawing, list three aspects of a Sumerian army.




Plow

Finish this drawing so that it shows a Sumerian farmer using the plow to cultivate the ground in a field. Above the farmer's head, add a voice bubble that explains why plowing a field is hard work.



Sailboat

Finish this picture by completing the sailboat and drawing the goods the traders are unloading from the boat. Then, to the right of the picture, list three characteristics of Sumerian sailboats.



Wheel

Using the wheel to the right, create a drawing of a Sumerian vehicle. Then, to the right of the drawing, explain why the invention of the wheel was an important achievement.



Written Laws

Finish this drawing so that it shows the king meeting with a person accused of a crime. Then, add two voice bubbles that describe the crime that was committed and the punishment the accused might receive.



Ziggurat

Finish this drawing of a ziggurat. Then, write a thought bubble above the priest's head that explains why he is walking up the steps.

